

Financial Statements of

**Gorge Tillicum Community Association**

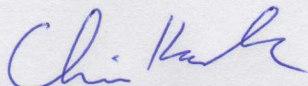
For the Year Ended December 31, 2014




**Gorge Tillicum Community Association**  
**Balance Sheet**  
**As at December 31st**

	2014	2013
<b>ASSETS</b>		
Chequing Bank Account	\$ (10.11)	\$ <i>Restated</i> 43.80
Gaming Bank Account	-	-
Savings Bank Account	24,218.71	36,424.02
Membership Shares Bank Accounts	10.00	10.00
Paypal Account	80.00	14.13
<b>Total Cash</b>	<b>24,298.60</b>	<b>36,491.95</b>
Accounts Receivable	8,797.42	250.00
<b>TOTAL ASSETS</b>	<b>\$ 33,096.02</b>	<b>\$ 36,741.95</b>
<b>LIABILITIES</b>		
Accounts Payable	\$ 195.18	\$ 21.74
Deferred Revenue	1,894.98	884.99
<b>TOTAL LIABILITIES</b>	<b>2,090.16</b>	<b>906.73</b>
<b>EQUITY</b>		
Unappropriated Surplus	30,835.22	22,978.99
Current (Deficiency)/Earnings	(4,829.36)	7,856.23
	26,005.86	30,835.22
Appropriated Surplus - Art Fund	5,000.00	5,000.00
<b>TOTAL EQUITY</b>	<b>31,005.86</b>	<b>35,835.22</b>
<b>TOTAL LIABILITIES AND EQUITY</b>	<b>\$ 33,096.02</b>	<b>\$ 36,741.95</b>

Certified January 28, 2014 in Victoria, BC:

  
 \_\_\_\_\_  
 Chris Kask  
 GTCA Treasurer

  
 \_\_\_\_\_  
 Rob Wickson  
 GTCA President



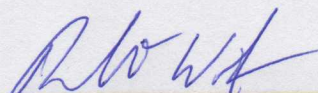
**Gorge Tillicum Community Association**  
**Income Statement**  
**For the year ended December 31st**

	2014	2013
<b>REVENUES</b>		
Municipal Government Grant Revenue	\$ 29,094.00	\$ 9,975.00
Federal Government Grant Revenue	2,200.00	2,200.00
Total Government Grant Revenue	<u>31,294.00</u>	<u>12,175.00</u>
Membership Fee Revenue - Individual	960.00	1,200.00
Membership Fee Revenue - Business	100.00	125.00
Donation Revenue	4,392.90	3,563.01
Donations-in-kind Revenue	650.00	-
Grant Revenue	4,800.00	-
Advertising Revenue	2,345.01	2,326.00
Sales - Vendor Fees	8,946.14	7,490.56
Sales - Food & Beverage Events	4,130.45	4,058.70
GST/HST Rebate	1,731.25	1,186.53
Interest Revenue	295.26	385.51
Gardens Membership Fees	270.00	-
Gardens Special Event Revenues	1,312.00	-
<b>TOTAL REVENUE</b>	<u>\$ 61,227.01</u>	<u>\$ 32,510.31</u>
<b>EXPENSES</b>		
Bank Charges & Interest Expense	\$ 21.13	\$ 126.81
Community Works Expenses	-	318.22
Conference & Course Fees	-	39.20
Meetings, AGM, & Retreat Expenses	600.87	664.78
Events - Casual Labour Costs	4,780.56	3,198.91
Events - Food & Beverage Expenses	1,299.04	1,673.08
Events - Materials & Supplies	7,413.28	6,174.40
Events - Performers' Fees	7,875.00	4,200.00
Events - Space Rental	25.00	-
Insurance Expense	575.00	575.00
Licenses & Dues	40.00	25.00
Miscellaneous Expenses	-	277.21
Office Supplies	206.03	63.62
Postage & PO Box Expense	175.36	219.77
Printing Costs - Newsletter	4,825.77	5,665.83
Printing Costs - Other	1,506.63	1,137.34
Website Expenses	629.45	294.91
Garden - Building/Capital Expenses	36,083.25	-
<b>TOTAL EXPENSES</b>	<u>\$ 66,056.37</u>	<u>\$ 24,654.08</u>
<b>NET (DEFICIENCY)/INCOME</b>	<u>\$ (4,829.36)</u>	<u>\$ 7,856.23</u>

Certified January 28, 2014 in Victoria, BC:



Chris Kask  
 GTCA Treasurer



Rob Wickson  
 GTCA President