

Financial Statements of

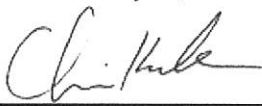
Gorge Tillicum Community Association

For the Year Ended December 31, 2018


Gorge Tillicum Community Association
Balance Sheet
As at December 31st

	2018	2017
ASSETS		
Chequing Bank Account	\$ 40.84	\$ 282.13
Savings Bank Account	56,473.13	10,399.85
GIC Investments	10,250.00	42,094.50
Membership Shares Bank Account	5.00	5.00
Paypal Account	23.37	19.12
Total Cash	66,792.34	52,800.60
Accounts Receivable	-	-
Prepaid Expenses	269.65	-
TOTAL ASSETS	\$ 67,061.99	\$ 52,800.60
LIABILITIES		
Accounts Payable	\$ 47.89	\$ 5.36
Deferred Revenue	1,469.98	1,353.32
TOTAL LIABILITIES	1,517.87	1,358.68
EQUITY		
Unappropriated Surplus	46,441.92	37,259.13
Current (Deficiency)/Earnings	14,102.20	9,182.79
	60,544.12	46,441.92
Appropriated Surplus - Art Fund	5,000.00	5,000.00
TOTAL EQUITY	65,544.12	51,441.92
TOTAL LIABILITIES AND EQUITY	\$ 67,061.99	\$ 52,800.60

Certified January 22, 2019 in Victoria, BC:



 Chris Kask
 GTCA Treasurer

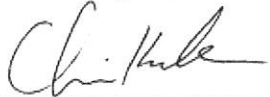



 Gabe Epstein
 GTCA President

Gorge Tillicum Community Association
Income Statement
For the year ended December 31st

	2018	2017
REVENUES		
Municipal Government Grant Revenue	\$ 9,150.00	\$ 9,150.00
Federal Government Grant Revenue	2,500.00	2,500.00
Total Government Grant Revenue	11,650.00	11,650.00
Membership Fee Revenue - Individual	1,055.00	695.00
Membership Fee Revenue - Business	100.00	25.00
Donation Revenue	6,480.00	5,301.15
Donations-in-kind Revenue	958.34	923.91
Advertising Revenue	3,733.34	3,533.33
Sales - Vendor Fees	13,869.27	13,875.42
Sales - Food & Beverage Events	4,165.15	3,965.45
Interest Revenue	789.40	356.36
Gardens Membership Fees	690.00	720.00
Gardens Allotment Fees	2,395.10	2,411.77
Gardens Special Event Revenues	2,095.48	1,887.00
Gardens Donation Revenue	1,254.68	250.00
TOTAL REVENUE	\$ 49,235.76	\$ 45,594.39
EXPENSES		
Advertising Expenses	\$ -	\$ 3.50
Bank Charges & Interest Expense	43.82	14.34
Community Works Expenses	11.96	500.00
Meetings, AGM, & Retreat Expenses	497.87	423.57
Events - Casual Labour Costs	5,111.60	4,997.40
Events - Food & Beverage Expenses	2,251.56	1,588.04
Events - Materials & Supplies	8,160.60	7,575.94
Events - Performers' Fees	6,125.00	8,105.00
Events - Space Rental (Recovery)	-	(20.00)
Insurance Expense	575.00	575.00
Licenses & Dues	40.00	40.00
Miscellaneous Expenses	129.74	557.76
Office Supplies	105.87	60.89
Postage & PO Box Expense	241.91	278.06
Printing Costs - Newsletter	5,223.31	4,912.01
Printing Costs - Other	2,122.85	1,569.73
Website Expenses	503.33	631.17
Garden - Operational Expenses	3,532.39	4,599.19
Garden - Building/Capital Expenses	456.75	-
TOTAL EXPENSES	\$ 35,133.56	\$ 36,411.60
NET (DEFICIENCY)/INCOME	\$ 14,102.20	\$ 9,182.79

Certified January 22, 2019 in Victoria, BC:


 Chris Kask
 GTCA Treasurer


 Gabe Epstein
 GTCA President