

Financial Statements of


Gorge Tillicum Community Association


For the Year Ended December 31, 2013

Gorge Tillicum Community Association
Income Statement
For the year ended December 31st

	2013	2012
REVENUES		
Municipal Government Grant Revenue	\$ 9,975.00	\$ 10,400.00
Federal Government Grant Revenue	2,200.00	2,200.00
Total Government Grant Revenue	12,175.00	12,600.00
Membership Fee Revenue - Individual	1,200.00	1,460.00
Membership Fee Revenue - Business	125.00	275.00
Donation Revenue	3,563.01	4,016.44
Advertising Revenue	2,326.00	1,841.66
Sales - Vendor Fees	7,490.56	5,573.34
Sales - Food & Beverage Events	4,058.70	3,932.00
Sales - Goods, Shirts, etc.	-	50.00
GST/HST Rebate	1,186.53	1,017.24
Interest Revenue	385.51	342.77
TOTAL REVENUE	\$ 32,510.31	\$ 31,108.45
EXPENSES		
Bank Charges & Interest Expense	\$ 126.81	\$ 5.80
Community Works Expenses	318.22	2,094.40
Conference & Course Fees	39.20	-
Meetings, AGM, & Retreat Expenses	664.78	554.64
Donations Expense	-	100.00
Events - Casual Labour Costs	3,198.91	2,724.18
Events - Food & Beverage Expenses	1,673.08	1,287.00
Events - Materials & Supplies	6,174.40	4,314.86
Events - Performers' Fees	4,200.00	4,944.00
Insurance Expense	575.00	575.00
Licenses & Dues	25.00	25.00
Miscellaneous Expenses	277.21	1,562.40
Office Supplies	63.62	22.18
Postage Expense	219.77	477.91
Printing Costs - Newsletter	5,665.83	5,923.97
Printing Costs - Other	1,137.34	590.99
Website Expenses	294.91	2,779.10
TOTAL EXPENSES	\$ 24,654.08	\$ 27,981.43
NET INCOME	\$ 7,856.23	\$ 3,127.02

Certified January 09, 2014 in Victoria, BC:

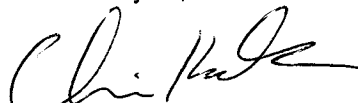

 Chris Kask
 GTCA Treasurer


 Rob Wickson
 GTCA President


**Gorge Tillicum Community Association
Balance Sheet
As at December 31st**

	2013	2012
ASSETS		
Chequing Bank Account	\$ 43.80	\$ 170.65
Gaming Bank Account	-	-
Savings Bank Account	36,424.02	28,129.10
Membership Shares Bank Accounts	10.00	10.00
Paypal Account	14.13	109.23
Total Cash	36,491.95	28,418.98
Accounts Receivable	250.00	350.00
TOTAL ASSETS	\$ 36,741.95	\$ 28,768.98
LIABILITIES		
Accounts Payable	\$ 21.74	\$ -
Deferred Revenue	884.99	789.99
TOTAL LIABILITIES	906.73	789.99
EQUITY		
Unappropriated Surplus	27,978.99	24,851.97
Current Earnings	7,856.23	3,127.02
TOTAL EQUITY	35,835.22	27,978.99
TOTAL LIABILITIES AND EQUITY	\$ 36,741.95	\$ 28,768.98

Certified January 09, 2014 in Victoria, BC:



Chris Kask
GTCA Treasurer



Rob Wickson
GTCA President