

Financial Statements of

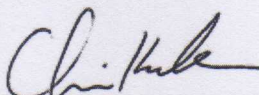
Gorge Tillicum Community Association

For the Year Ended December 31, 2017


Gorge Tillicum Community Association
Balance Sheet
As at December 31st

	2017	2016
ASSETS		
Chequing Bank Account	\$ 282.13	\$ 1,961.05
Savings Bank Account	10,399.85	9,514.39
GIC Investments	42,094.50	30,280.77
Membership Shares Bank Account	5.00	5.00
Paypal Account	19.12	-
Total Cash	52,800.60	41,761.21
Accounts Receivable	-	4,003.18
Prepaid Expenses	-	220.13
TOTAL ASSETS	\$ 52,800.60	\$ 45,984.52
LIABILITIES		
Accounts Payable	\$ 5.36	\$ 2,092.07
Deferred Revenue	1,353.32	1,633.32
TOTAL LIABILITIES	1,358.68	3,725.39
EQUITY		
Unappropriated Surplus	37,259.13	34,411.82
Current (Deficiency)/Earnings	9,182.79	2,847.31
	46,441.92	37,259.13
Appropriated Surplus - Art Fund	5,000.00	5,000.00
TOTAL EQUITY	51,441.92	42,259.13
TOTAL LIABILITIES AND EQUITY	\$ 52,800.60	\$ 45,984.52

Certified January 16, 2018 in Victoria, BC:



 Chris Kask
 GTCA Treasurer

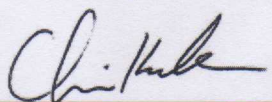



 Rob Wickson
 GTCA President

Gorge Tillicum Community Association
Income Statement
For the year ended December 31st

	2017	2016
REVENUES		
Municipal Government Grant Revenue	\$ 9,150.00	\$ 12,150.00
Federal Government Grant Revenue	2,500.00	-
Total Government Grant Revenue	11,650.00	12,150.00
Membership Fee Revenue - Individual	695.00	755.00
Membership Fee Revenue - Business	25.00	175.00
Donation Revenue	5,301.15	5,630.75
Donations-in-kind Revenue	923.91	-
Grant Revenue	-	300.00
Advertising Revenue	3,533.33	3,653.33
Sales - Vendor Fees	13,875.42	10,469.27
Sales - Food & Beverage Events	3,965.45	3,898.65
GST/HST Rebate	-	658.18
Interest Revenue	356.36	419.99
Gardens Membership Fees	720.00	800.00
Gardens Allotment Fees	2,411.77	2,435.70
Gardens Special Event Revenues	1,887.00	5,748.00
Gardens Donation Revenue	250.00	114.60
TOTAL REVENUE	\$ 45,594.39	\$ 47,208.47
EXPENSES		
Advertising Expenses	\$ 3.50	\$ 30.01
Bank Charges & Interest Expense	14.34	200.95
Community Works Expenses	500.00	2,707.16
Meetings, AGM, & Retreat Expenses	423.57	559.66
Events - Casual Labour Costs	4,997.40	5,344.73
Events - Food & Beverage Expenses	1,588.04	509.10
Events - Materials & Supplies	7,575.94	11,416.17
Events - Performers' Fees	8,105.00	5,270.00
Events - Space Rental (Recovery)	(20.00)	20.00
Insurance Expense	575.00	700.00
Licenses & Dues	40.00	138.76
Miscellaneous Expenses	557.76	-
Office Supplies	60.89	36.91
Postage & PO Box Expense	278.06	235.21
Printing Costs - Newsletter	4,912.01	5,101.78
Printing Costs - Other	1,569.73	704.75
Website Expenses	631.17	555.96
Garden - Operational Expenses	4,599.19	5,571.56
Garden - Building/Capital Expenses	-	5,258.45
TOTAL EXPENSES	\$ 36,411.60	\$ 44,361.16
NET (DEFICIENCY)/INCOME	\$ 9,182.79	\$ 2,847.31

Certified January 16, 2018 in Victoria, BC:


 Chris Kask
 GTCA Treasurer


 Rob Wickson
 GTCA President