

Financial Statements of

**Gorge Tillicum Community Association**

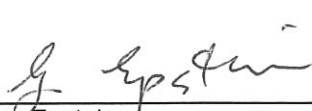
For the Year Ended December 31, 2019

**Gorge Tillicum Community Association**  
**Balance Sheet**  
**As at December 31st**

|   | 2019                | 2018                |
|---|---------------------|---------------------|
| <b>ASSETS</b>   |                     |                     |
| Chequing Bank Account                                       | \$ 2,432.02         | \$ 40.84            |
| Savings Bank Account  | 24,247.32           | 56,473.13           |
| GIC Investments   | 50,506.25           | 10,250.00           |
| Membership Shares Bank Account                              | 5.00                | 5.00                |
| Paypal Account  | -                   | 23.37               |
| Petty Cash, Gift Cards, & Undeposited Funds                 | 154.95              | -                   |
| <b>Total Cash</b>   | <b>77,345.54</b>    | <b>66,792.34</b>    |
| Accounts Receivable   | 443.75              | -                   |
| Prepaid Expenses  | 26.46               | 269.65              |
| <b>TOTAL ASSETS</b>   | <b>\$ 77,815.75</b> | <b>\$ 67,061.99</b> |
| <b>LIABILITIES</b>  |                     |                     |
| Accounts Payable  | \$ 47.46            | \$ 47.89            |
| Deferred Revenue  | 1,469.98            | 1,469.98            |
| <b>TOTAL LIABILITIES</b>                                    | <b>1,517.44</b>     | <b>1,517.87</b>     |
| <b>EQUITY</b>   |                     |                     |
| Unappropriated Surplus                                      | 59,069.12           | 46,441.92           |
| Current (Deficiency)/Earnings                               | 10,754.19           | 14,102.20           |
|   | 69,823.31           | 60,544.12           |
| Appropriated Surplus - Art Fund                             | 5,000.00            | 5,000.00            |
| Appropriated Surplus - Gorge Park<br>Community Gardens Fund | 1,475.00            | -                   |
| <b>TOTAL EQUITY</b>   | <b>76,298.31</b>    | <b>65,544.12</b>    |
| <b>TOTAL LIABILITIES AND EQUITY</b>                         | <b>\$ 77,815.75</b> | <b>\$ 67,061.99</b> |

Certified October 15, 2020 in Victoria, BC:


  
 \_\_\_\_\_  
 Chris Kask  
 GTCA Treasurer

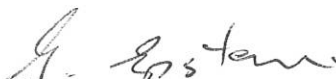
  
 \_\_\_\_\_  
 Gabe Epstein  
 GTCA President

**Gorge Tillicum Community Association**  
**Income Statement**  
**For the year ended December 31st**

|                                       | 2019                | 2018                |
|---------------------------------------|---------------------|---------------------|
| <b>REVENUES</b>                       |                     |                     |
| Municipal Government Grant Revenue    | \$ 10,074.00        | \$ 9,150.00         |
| Federal Government Grant Revenue      | 2,500.00            | 2,500.00            |
| <b>Total Government Grant Revenue</b> | <b>12,574.00</b>    | <b>11,650.00</b>    |
| Membership Fee Revenue - Individual   | 955.00              | 1,055.00            |
| Membership Fee Revenue - Business     | 100.00              | 100.00              |
| Donation Revenue                      | 5,732.50            | 6,480.00            |
| Donations-in-kind Revenue             | 550.00              | 958.34              |
| Advertising Revenue                   | 3,343.33            | 3,733.34            |
| Sales - Vendor Fees                   | 13,265.21           | 13,869.27           |
| Sales - Food & Beverage Events        | 5,147.10            | 4,165.15            |
| Interest Revenue                      | 418.55              | 789.40              |
| Gardens Membership Fees               | 700.00              | 690.00              |
| Gardens Allotment Fees                | 2,424.35            | 2,395.10            |
| Gardens Special Event Revenues        | 1,550.00            | 2,095.48            |
| Gardens Donation Revenue              | 1,949.69            | 1,254.68            |
| <b>TOTAL REVENUE</b>                  | <b>\$ 48,709.73</b> | <b>\$ 49,235.76</b> |
| <b>EXPENSES</b>                       |                     |                     |
| Advertising Expenses                  | \$ 1,780.53         | \$ -                |
| Bank Charges & Interest Expense       | 205.80              | 43.82               |
| Community Works Expenses              | 109.73              | 11.96               |
| Meetings, AGM, & Retreat Expenses     | 548.50              | 497.87              |
| Events - Casual Labour Costs          | 5,337.75            | 5,111.60            |
| Events - Food & Beverage Expenses     | 1,331.25            | 2,251.56            |
| Events - Materials & Supplies         | 9,202.77            | 8,160.60            |
| Events - Performers' Fees             | 6,835.00            | 6,125.00            |
| Insurance Expense                     | 600.00              | 575.00              |
| Licenses & Dues                       | 61.00               | 40.00               |
| Miscellaneous Expenses                | -                   | 129.74              |
| Office Supplies                       | 12.92               | 105.87              |
| Postage & PO Box Expense              | 186.90              | 241.91              |
| Printing Costs - Newsletter           | 5,552.13            | 5,223.31            |
| Printing Costs - Other                | 2,012.25            | 2,122.85            |
| Website Expenses                      | 952.82              | 503.33              |
| Garden - Operational Expenses         | 3,226.19            | 3,532.39            |
| Garden - Building/Capital Expenses    | -                   | 456.75              |
| <b>TOTAL EXPENSES</b>                 | <b>\$ 37,955.54</b> | <b>\$ 35,133.56</b> |
| <b>NET (DEFICIENCY)/INCOME</b>        | <b>\$ 10,754.19</b> | <b>\$ 14,102.20</b> |

Certified October 15, 2020 in Victoria, BC:

  
 Chris Kask  
 GTCA Treasurer

  
 Gabe Epstein  
 GTCA President